

# SAWATCH LINE




A beautiful line of 100% waterproof vinyl rigid core flooring with a Uniclic® locking system.


<b>CONSTRUCTION</b>	Rigid core SPC / 20 mil (0.5mm) wear layer
<b>DIMENSIONS</b>	7-7/32" wide, 48-1/32" long, 7/32" thick
<b>INSTALLATION</b>	Floating. Radiant floor heating compatible. Below, on, or above grade.
<b>FINISH</b>	10% sheen UV cured acrylic / textured
<b>MILLING</b>	4 sided eased edge / Uniclic®
<b>ENVIRONMENT</b>	E0 and CARB II Compliant, FloorScore® Certified
<b>WATER PERFORMANCE</b>	100% waterproof and safe to install in full bathrooms, laundry rooms, and mudrooms.




METROZ S545




CIMARRON S549



SAGAUCHE S550




UNEVA S554




CHAMA S558



KEYSTONE S559



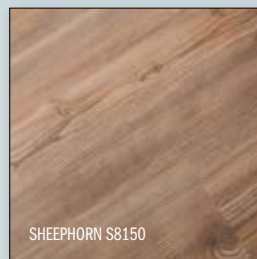
SOMERSET S562



ANTERO S563



SILVERTHORNE S1017



SHEEPHORN S8150

SAWATCH Metroz



To learn more or to locate a retailer, please visit [www.bhwfloors.com](http://www.bhwfloors.com)



DESIGN | QUALITY | ENVIRONMENT



## ENVIRONMENT

We carry FloorScore® Certified floors that qualify for LEED credits, and are E0 and CARB II compliant.



## DURABILITY

Our bamboo offers great stability while having hardness ratings over 3,000 on the Janka Hardness Scale.



## OUR FINISH

Our advanced European finish technology delivers a premium wear and scratch resistant 50-year warranty that optimizes the clarity and beauty of the natural grains.



## WARRANTY

A 50-year finish warranty (10 year light commercial) is standard on our floors, as well as a lifetime structural warranty.



## WATER PERFORMANCE

Our SYMPHONY and SAWATCH lines offer varying degrees of water resistance and waterproofing. Please contact us for more details.



## FLOORSCORE® CERTIFIED

FloorScore® is the most recognized indoor air quality (IAQ) certification standard for hard surface flooring materials, adhesives, and underlayments. It qualifies for many green building schemes including LEED v4, BREEAM, and CHPS.


\*CONSTRUKT line has a hardness rating of 1200 to 1600.



# ARCADE LINE

An engineered line of bamboo flooring made with extremely hard, strand woven bamboo and a Uniclic® locking system.

- CONSTRUCTION** Engineered format with a Uniclic® HDF locking core
- DIMENSIONS** 5" wide, 36-1/4" long, 7/16" thick / 2.5mm wear layer
- INSTALLATION** Float or glue installation. Radiant floor heating compatible. Below, on, or above grade.
- FINISH** 8-step Treffert® aluminum oxide finish / smooth, wire brushed, or hand scraped + wire brushed
- MILLING** 4-sided micro-bevel / Uniclic®
- ENVIRONMENT** EO and CARB II Compliant, Qualifies for LEED® Credits IEQ4.4, MR6, FloorScore® Certified
- HARDNESS** Janka Hardness Rating of 3000+ - 2.5x's harder than Oak



# MANOR II LINE

An engineered line of bamboo flooring made with extremely hard, strand woven bamboo.


- CONSTRUCTION** Engineered with multi-ply Poplar core and backing
- DIMENSIONS** 5" wide, 72-3/4" long, 1/2" thick / 2.3mm wear layer
- INSTALLATION** Nail, float, or glue. Radiant floor heating compatible. Below, on, or above grade.
- FINISH** 8-step Treffert® aluminum oxide finish / wire brushed
- MILLING** 4-sided micro-bevel / tongue & groove
- ENVIRONMENT** EO and CARB II Compliant, Qualifies for LEED® Credits IEQ4.4, MR6, FloorScore® Certified
- HARDNESS** Janka Hardness Rating of 3000+ - 2.5x's harder than Oak



# CONSTRUKT LINE

A traditional line of solid bamboo flooring made with 100% bamboo.

- CONSTRUCTION** Solid format with 100% bamboo from top to bottom
- DIMENSIONS** 3-3/4" wide, 75-5/8" long, 5/8" thick
- INSTALLATION** Nail or glue. Radiant floor heating compatible. On or above grade.
- FINISH** 8-step Treffert® aluminum oxide finish / smooth finish
- MILLING** 4-sided micro-bevel / tongue & groove
- ENVIRONMENT** EO and CARB II Compliant, Qualifies for LEED® Credits IEQ4.4, MR6
- HARDNESS** Janka Hardness Rating of 1200 - 1600 - about as hard as Oak



# SYMPHONY LINE



A water resistant rigid core line with an extremely hard, strand woven bamboo wear layer and a Uniclic® locking system.

- CONSTRUCTION** Rigid core SPC with a strand woven bamboo wear layer
- DIMENSIONS** 5" wide, 72" long, 1/4" thick / 1.2mm wear layer
- INSTALLATION** Float or glue. Radiant floor heating compatible. Below, on, or above grade.
- FINISH** 10% sheen UV cured acrylic / wire brushed
- MILLING** 4 sided eased edge / Uniclic®
- ENVIRONMENT** EO and CARB II Compliant, Qualifies for LEED® Credits IEQ4.4, MR6, FloorScore® Certified
- WATER PERFORMANCE** Water resistant and withstands up to 72 hours of topical water spills.



# SUITE LINE

A solid line of bamboo flooring made with extremely hard, strand woven bamboo.

- CONSTRUCTION** Solid format strand woven bamboo with 100% real bamboo from top to bottom
- DIMENSIONS** 5-5/8" wide, 72-3/4" long, 1/2" thick
- INSTALLATION** Glue. Not radiant floor heat compatible. On or above grade.
- FINISH** 8-step Treffert® aluminum oxide finish / smooth
- MILLING** 4-sided micro-bevel / tongue & groove
- ENVIRONMENT** EO and CARB II Compliant, Qualifies for LEED® Credits IEQ4.4, MR6, FloorScore® Certified
- HARDNESS** Janka Hardness Rating of 3000+ - 2.5x's harder than Oak

